

Institutional ETF - Aggressive Growth

Another strategy is to find a steady option at the lowest available cost. By leveraging products called exchange-traded funds (ETFs), which are products to help us trade efficiently, we strive to find the various sectors in the market that we feel are most appropriate to meet your objectives. Institutional ETF is designed for the more fee-conscious client still looking for ways to discover some upside capture in the overall market environment.

Let's use the same baseball analogy.

Again, we are the general manager of a team that has been inherited. We didn't get the opportunity to choose the players, but we still know they are great players creating a great team because we have defined the type of player we want; ETFs and index funds.

What we get to do is take the players that we have and coach them. We can also put them in the positions we want and make adjustments throughout the game. Institutional ETF is looking at taking a lower cost aspect, a more efficient look at the market, and still making risk-adjusted improvements for clients.

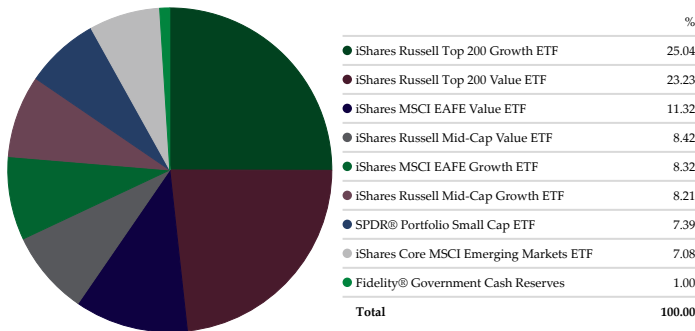
By manipulating core features of those funds, we have a way to make moves as the environment changes ahead of us to proactively respond to the market conditions and make adjustments on behalf of clients to give the best risk-adjusted terms to clients.

Unlike Institutional Alpha, where we pay managers and players more to get an additional benefit, the Institutional ETF strategy says it doesn't matter if we have the highest profile player for a price or not. What we want is to coach these players the way we need to. This model can be a very strong overall strategy or a nice complement to another actively managed model.

STRATEGY: Active Indexing

Institutional ETF Aggressive Growth - Portfolio Holdings

Portfolio Date: 6/30/2018



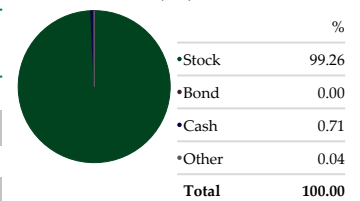
Top Holdings

Portfolio Date: 6/30/2018

ETF Name	Portfolio Weighting %
iShares Russell Top 200 Growth ETF	25.04
iShares Russell Top 200 Value ETF	23.23
iShares MSCI EAFE Value ETF	11.32
iShares Russell Mid-Cap Value ETF	8.42
iShares MSCI EAFE Growth ETF	8.32
iShares Russell Mid-Cap Growth ETF	8.21
SPDR® Portfolio Small Cap ETF	7.39
iShares Core MSCI Emerging Markets ETF	7.08
Fidelity® Government Cash Reserves	1.00

Asset Allocation

Portfolio Date: 6/30/2018

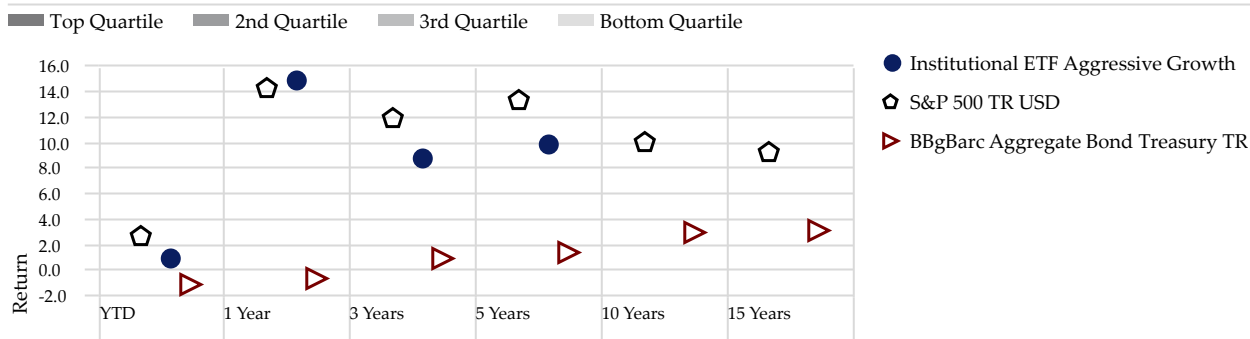


Portfolio Statistics

	Inception Date	Standard Deviation 1-Year (Q-End)	Expense Ratio	Sharpe Ratio	12 Month Yield
Institutional ETF Aggressive Growth	10/18/2012	7.38	0.24	1.73	1.98
S&P 500 TR USD	9/11/1989	8.60	—	1.43	—
BBgBarc Aggregate Bond Treasury TR	1/31/1973	2.72	—	-0.77	—

Performance Relative to Peer Group


Peer Group (5-95%): None - None Calculation Benchmark: S&P 500 TR USD



Source: Morningstar Direct

Institutional ETF Aggressive Growth - Asset Allocation (US)

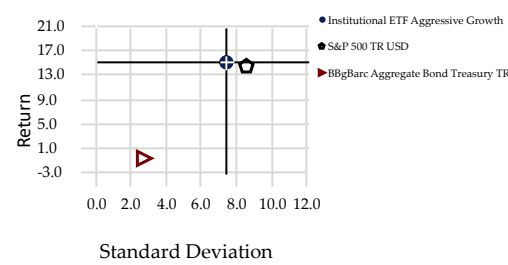
Portfolio Date: 6/30/2018



Risk-Reward

Time Period: 7/1/2017 to 6/30/2018

Calculation Benchmark: S&P 500 TR USD



Morningstar Equity

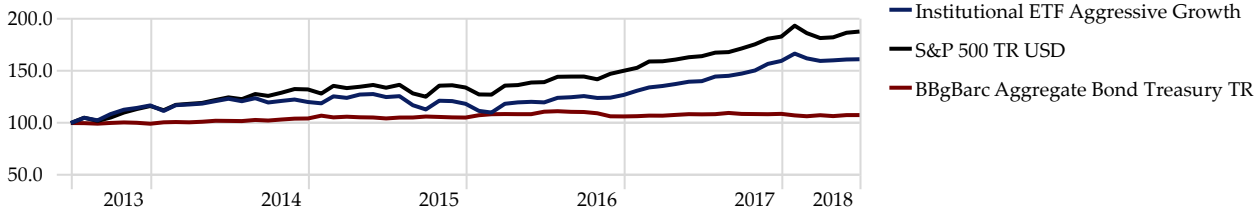
Portfolio Date: 6/30/2018

Value	Blend	Growth	Style
26.5	25.8	26.6	Large
5.3	5.1	5.5	Mid
1.8	1.7	1.7	Small

Equity Style	%
Equity Style Value	33.62
Equity Style Core	32.59
Equity Style Growth	33.78

Investment Growth

Time Period: 7/1/2013 to 6/30/2018



Trailing Returns

Data Point: Return Calculation Benchmark: S&P 500 TR USD

	YTD	1 Year	3 Years	5 Years	10 Years	15 Years
Institutional ETF Aggressive Growth	1.01	14.99	8.87	10.01	—	—
S&P 500 TR USD	2.65	14.37	11.93	13.42	10.17	9.30
BBgBarc Aggregate Bond Treasury TR	-1.08	-0.65	1.02	1.48	2.97	3.25

Periodic Table

	2008	2009	2010	2011	2012	2013	2014	2015	2016	2017	YTD
BBgBarc Aggregate Bond Treasury TR	13.74	46.29	29.09	9.81	18.51	43.30	14.75	5.67	31.74	30.21	9.70
Russell Mid Cap Growth TR USD	6.67	37.52	26.38	2.64	18.05	35.74	13.69	1.38	20.00	25.27	7.25
Russell 2000 Growth TR USD	4.62	37.21	24.75	2.11	17.51	34.52	13.45	0.84	17.34	22.17	5.44
BBgBarc US Aggregate 1-3 Yr TR USD	-28.92	34.47	24.50	1.73	16.00	33.48	13.05	0.66	12.06	21.83	5.40
Morningstar MSCI Emerging Markets	-33.37	34.21	16.71	1.55	15.81	33.46	11.90	0.56	11.96	14.90	2.65
Russell 1000 Value TR USD	-26.46	15.06	15.51	0.39	15.26	32.53	5.60	-0.20	11.32	13.66	0.08
S&P 500 TR USD	-37.00	20.58	15.06	-1.38	14.59	32.39	5.05	-1.38	7.33	13.34	0.05
Russell 1000 Growth TR USD	-38.44	19.69	13.99	-1.65	13.97	3.59	4.22	-2.62	7.08	7.84	-0.16
Russell Mid Cap Value TR USD	-38.44	5.00	5.87	-2.91	1.89	0.64	0.82	-3.83	1.31	2.31	-1.08
Russell 2000 Growth TR USD	-38.54	0.80	2.62	-5.50	1.33	0.36	0.63	-4.78	1.04	0.86	-1.69
Russell Mid Cap Growth TR USD	-44.32	-3.57	2.40	-12.64	0.43	2.75	-1.10	-7.47	0.86	0.42	

Morningstar MSCI Emerging Markets	Russell 1000 Growth TR USD	Russell 1000 Value TR USD
Russell 2000 Value TR USD	Russell 2000 Growth TR USD	Russell Mid Cap Growth TR USD
Russell Mid Cap Value TR USD	BBgBarc 1-3 Yr US Treasury TR USD	BBgBarc US Aggregate 1-3 Yr TR USD
S&P 500 TR USD	BBgBarc Aggregate Bond Treasury TR	

Source: Morningstar Direct

Sterling Capital Management

Sterling Capital Management LLC ("Sterling") is an independent registered investment adviser with the SEC and a subsidiary of the BB&T Corporation.

Founded in 1970, with over \$54 Billion in Assets Under Management, Sterling provides investment management services to a broad spectrum of clients including corporations, institutions, endowments, foundations, employee benefit plans, government entities, families and individuals. Sterling offers a full range of investment strategies, including equity and fixed income investing, domestic and international, alternative assets as well as tailored investment management services and solutions to meet the specific needs and objectives of our clients.

Advisory Solutions Team

Sterling Capital Management's Advisory Solutions Team (Advisory Solutions) is responsible for managing the approved investment manager platform from which investment vehicles used in client accounts are chosen. Advisory Solutions employs a comprehensive and rigorous due diligence process in an effort to identify suitable investment managers.

James C Willis, CFA - Managing Director - Head of Advisory Solutions

B.A. in Economics & Political Science from Rice University. M.B.A. from Georgetown University. Investment experience since 1996. Joined Sterling Capital Management in 2003.

Kevin J Stoll, CFA - Executive Director - Head of Quantitative Research

B.A. in Economics & Mathematical Methods in the Social Sciences from Northwestern University. M.B.A. from Duke University. Investment experience since 1998. Joined Sterling Capital Management in 2013. Focus: Asset Allocation & Fixed Income

Disclosures:

Annual Returns for selected Key Indices – 01.01.2008 – 12.31.2017. Past performance does not guarantee future results. This chart is for illustrative and educational purposes only and is not an offer of individual or personalized investment advice. Further, the information contained herein is not an offer or solicitation with respect to the purchase or sale of any security. It is not possible to invest in an index. Please contact your investment adviser for a description of the representative indices. Investing involves risk and is subject to loss of principal. The Model is managed by the AE Wealth Management Investment Committee and is expected to primarily consist of exchange traded funds (ETFs). The Model generally consists of between 2 to 15 ETFs, with a typical weighting for each position being between 0%-97% of the total portfolio. The Model is generally comprised of ETFs that invest in U.S. Large Cap, U.S. Mid Cap, U.S. Small Cap, International Large Cap, International Small Cap, Emerging Markets (All capitalizations), U.S. Aggregate Fixed Income, U.S. High Yield and U.S. TIPS. Allocation weights in the Model are based on the style/mandate of the underlying funds. Since the Model invests in ETFs, an investor will indirectly bear fees and expenses charged by the underlying funds in which the Model invest in addition to direct management and custody fees and expenses applicable to the Model. The funds comprising the Model as well as the allocation weightings are subject to change.